


A step-free route from Nelson's Column to the tkts booth.


1




This map takes you from Nelson's Column to the tkts booth.

The journey is around 355 metres long.
It should take around 6 minutes to finish.
If you have difficulty getting about, it could take 8 minutes.

Under each picture is a time-bar to show how much of the journey there is to go.

 = the length of travel for each part of the journey

 = the length of travel already completed



From Nelson's Column turn right to go through or around Trafalgar Square.



Keep going along Charing Cross Road on the left side. You pass the National Portrait Gallery.




At the Henry Irving statue cross the road and follow Irving Street. This is a pedestrian street.

A step-free route from Nelson's Column to the tkts booth.

2

4



The tkts booth is at the end of Irving Street on the corner of Leicester Square.



tkts Leicester Square

Address: The clocktower building, Leicester Square
Tickets online: www.officiallondontheatre.co.uk/buy



Theatre access information

Web: www.officiallondontheatre.co.uk
Email: access@soltma.co.uk
Telephone: +44 (0)20 7557 6700



London travel information

Web: www.tfl.gov.uk/journeyplanner
Email: travinfo@tfl.gov.uk
Telephone: + 44 (0)20 7222 1234

Turn to the next page to find out more about tkts



A step-free route from Nelson's Column to the tkts booth.

3

The tkts booth is at the end of Irving Street on the corner of Leicester Square.

There are many other booths that purport to be selling tickets or discount tickets in London's theatresland but tkts is the only official on-the-day ticket booth in London. You can buy on the day at the Clocktower Building (see picture on left) which is on the South Side of Leicester Square. To find out what's available before you buy, visit www.tkts.co.uk.

The ticket booth does not take telephone bookings; you have to go personally between 11.00am and 6.00pm on the day you wish to go to the theatre.

If you are not buying from the tkts booth and wish to buy tickets in advance, make sure you follow the Do's and Don'ts as below:



DO

- Buy from the theatre direct.
- Buy from ticket agents that show the STAR logo.
- Ask to see a seating plan or ask where the tickets are.
- RV on the ticket indicates Restricted View.
- Ask if there is a booking fee.
- You should not be charged more than 25% of the ticket's face value.
- Arrive at the theatre at least 30 minutes before the show starts to collect your tickets.
- Check the terms and conditions of sale.



DON'T

- Buy from ticket touts or 'scalpers' They can pose as ticket agents in booths on the street, on the web or even approach you direct in the street.
- Sign any forms without checking what you are signing.
- Buy a ticket without seeing the tickets first. The cost of the ticket should be printed on the ticket so you can see how much more you are paying.
- Buy a ticket without checking the terms and conditions first
- Buy a ticket from anybody who cannot demonstrate that they are a STAR member.